

2023 KPL Caregiver Survey Results

WHITE CENTER COMMUNITY DEVELOPMENT ASSOCIATION
JUNE 2023

CAREGIVERS & CHILDREN

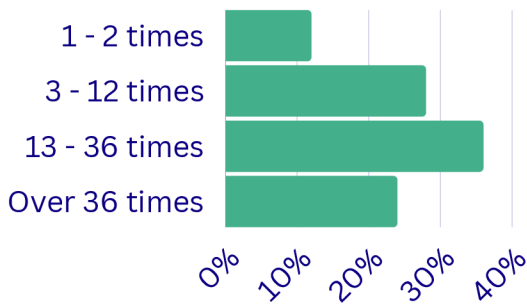
25

caregivers completed
the 2023 caregiver
survey

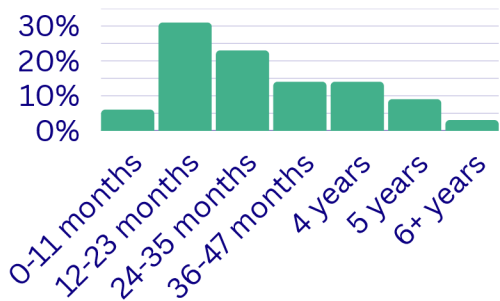


- 72% bring their own child
- 20% bring the child they host/nanny
- 8% bring their grandchild
- 8% bring their niece or nephew
- 4% bring their friend's/neighbor's child

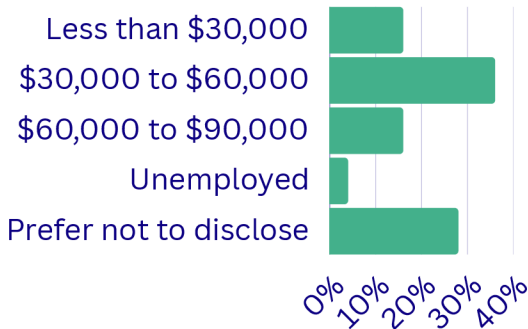
Relationship of 36 Children Caregivers Bring to PL



Number of Times Attended PL



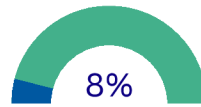
Ages of 36 Children Bring to PL



Household Income

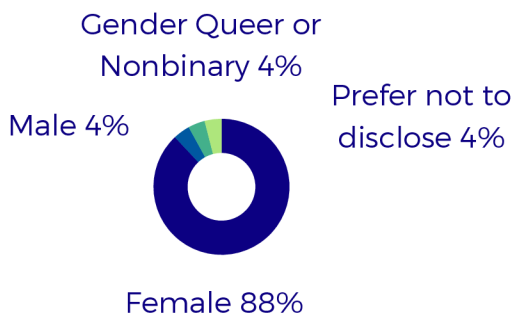


Care for child with disability or any special healthcare needs

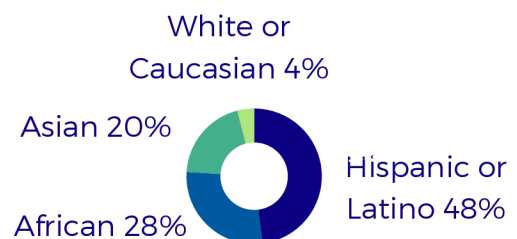


Receive payment from DSHS /Working Connections (WCCC)

Disability & Child Care Subsidy



Gender Identity



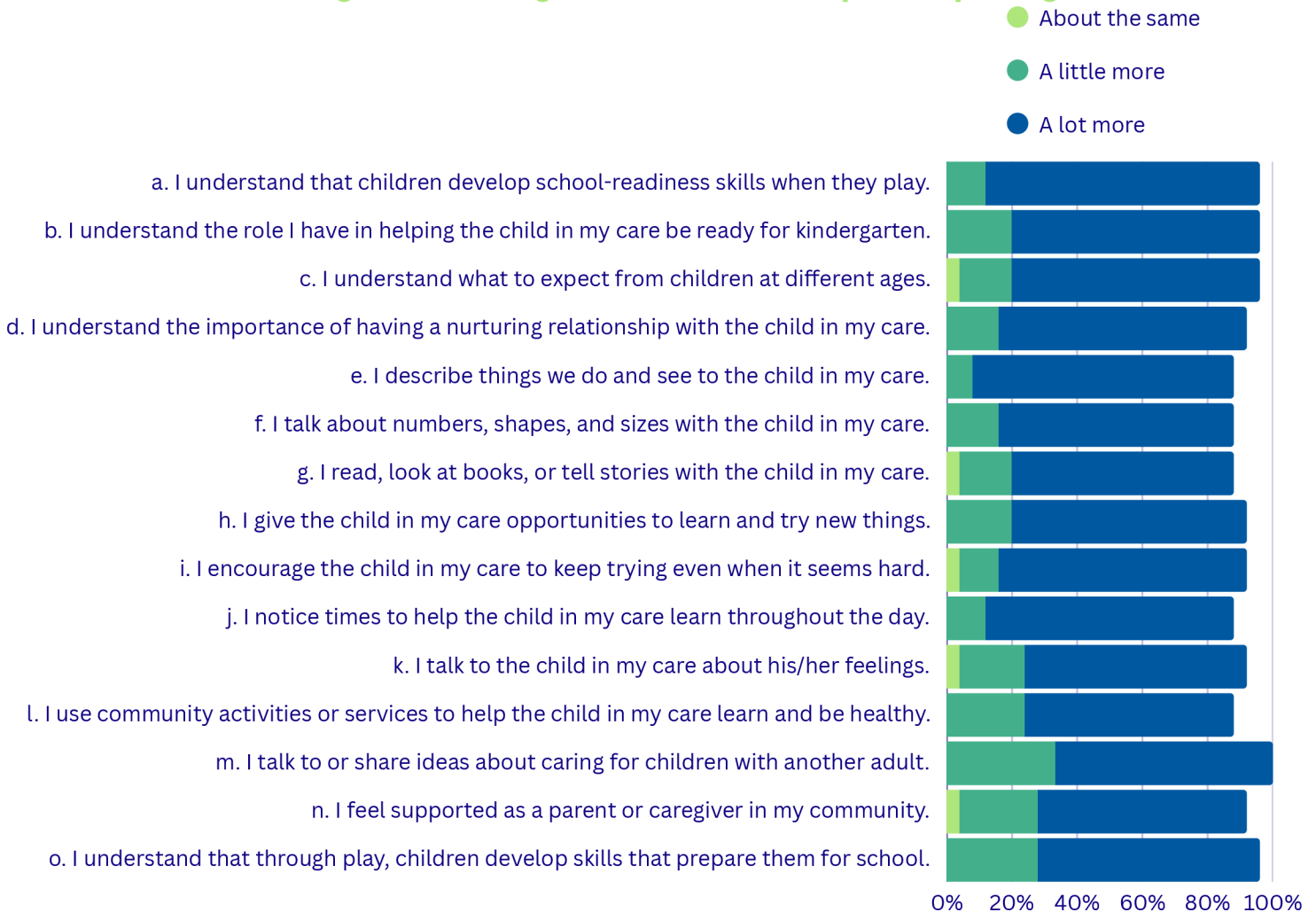
Race/Ethnicity

2023 KPL Caregiver Survey Results

WHITE CENTER COMMUNITY DEVELOPMENT ASSOCIATION
JUNE 2023

EVALUATION & FEEDBACK

How the following have changed as a result of participating in PL



Things that caregivers did differently after attending PL

Play and do more activities with their children more

Reading books/tell stories to their children more

Interact/connect with community more & learn from other cultures

Come down to child's level more

Become more child-led in their learning approach

Skills your child has gained as a result of participating in PL

Sharing

Social interactions

Control & express emotions

Cleaning up after play

Respect

Motor skills

More independent

Reading

Use devices less

New ideas to play, sing & dance

Language skills

More open to learn

Following rules