



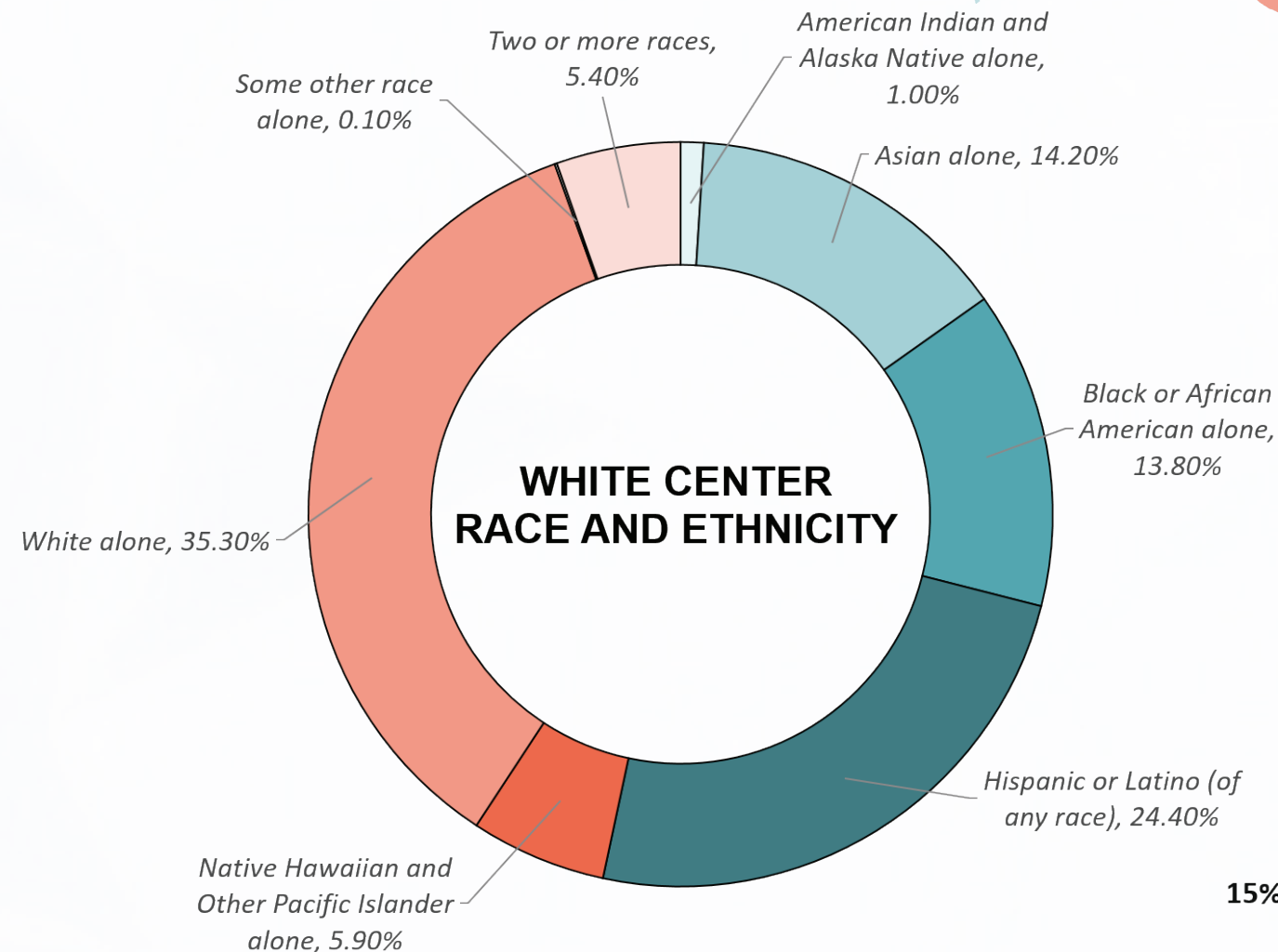
STRONGER VOICES!

White Center Community Development Association 2018 Summit

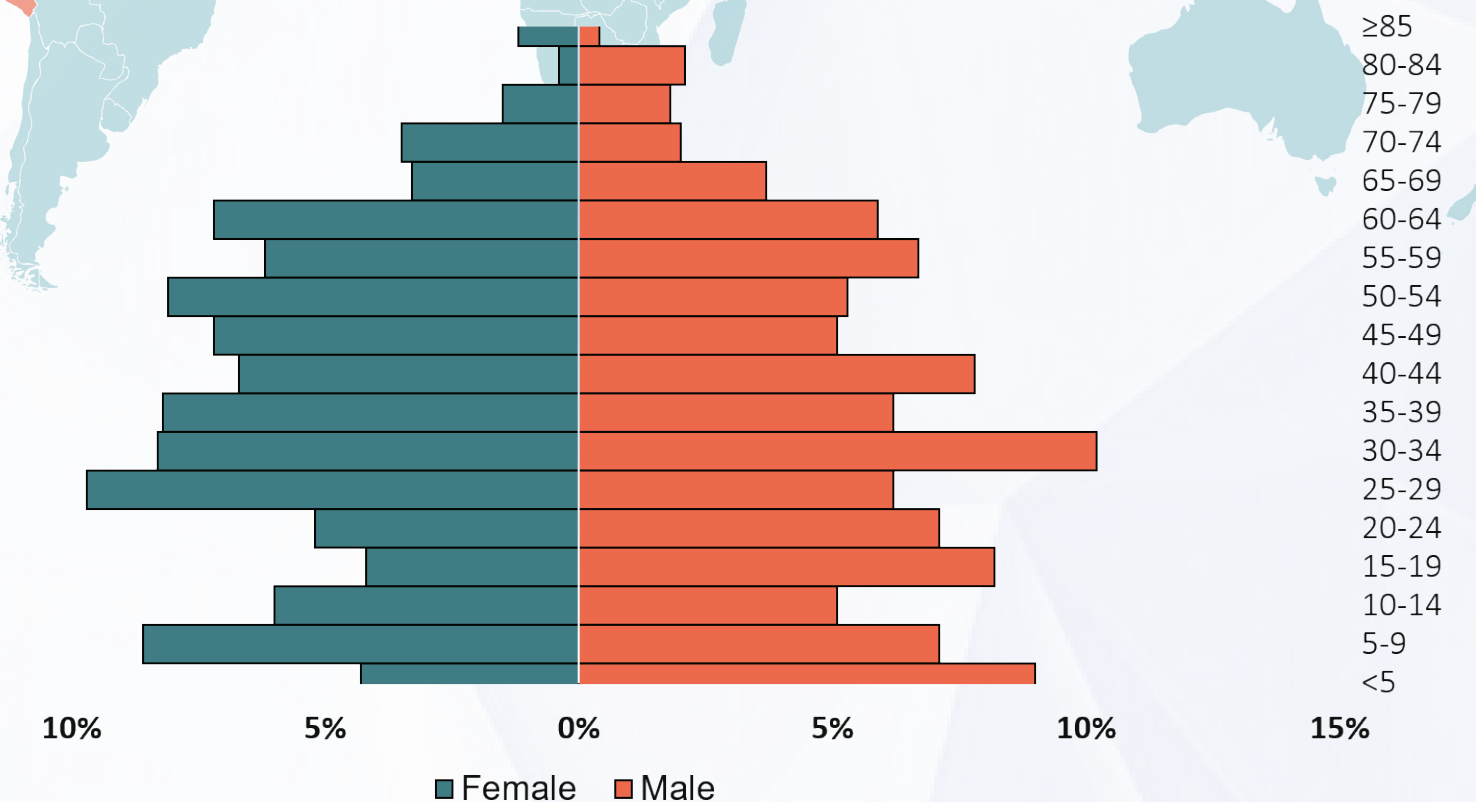
WHITE CENTER POPULATION PROFILE

Total population 15,306
Male 50.9%
Female 49.1%
Median age
Male 34.2 years
Female 37.7 years

Total households 5,241
Male householder families 294
Female householder families 1,112
Average household size 2.92
Total Families 3,469
Average family size: 3.34



WHITE CENTER POPULATION AGE-SEX PYRAMID



Approximately 29.8% of White Center residents are foreign-born. Foreign-born residents come from over **32 countries** around the world.

"I like that [White Center] is a very strong diverse place and most people get along and they share their needs to help"

"The shops around [White Center] are great"

"I like that the people [in White Center] are friendly"

WHITE CENTER DEMOGRAPHICS 2016 ESTIMATES

Note: Data for small areas such as White Center CDP are subjected to higher margins of error.
Sources: U.S. Census Bureau, 2010-2016 American Community Survey (factfinder.census.gov); White Center Community Survey 2017. Accessed and compiled in October 2018.

STRONGER VOICES!

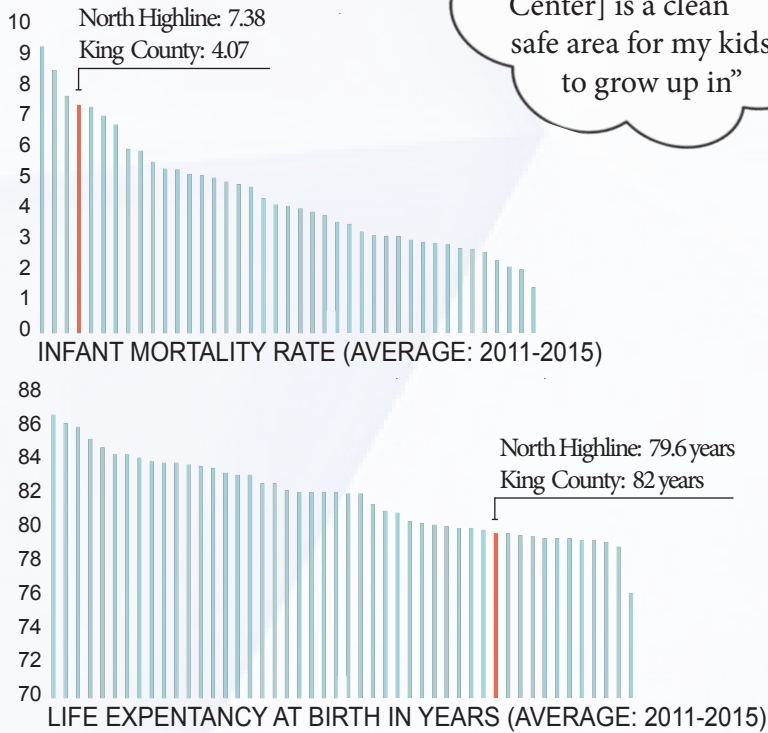
HEALTH

Charts comparing infant mortality rate (IMR: the number of deaths per 1,000 live births of children under 1 year of age) and life expectancy at birth between North Highline and other health reported areas in King County. IMR and life expectancy in North Highline are significantly different from King County average.

North Highline includes unincorporated White Center, Boulevard Park communities, and several other neighborhoods in the area.

WC community reported top 3 health challenges:

- drug/alcohol abuse
- cost of healthy food
- cigarette/tobacco use



"[My vision for White Center] is a clean safe area for my kids to grow up in"

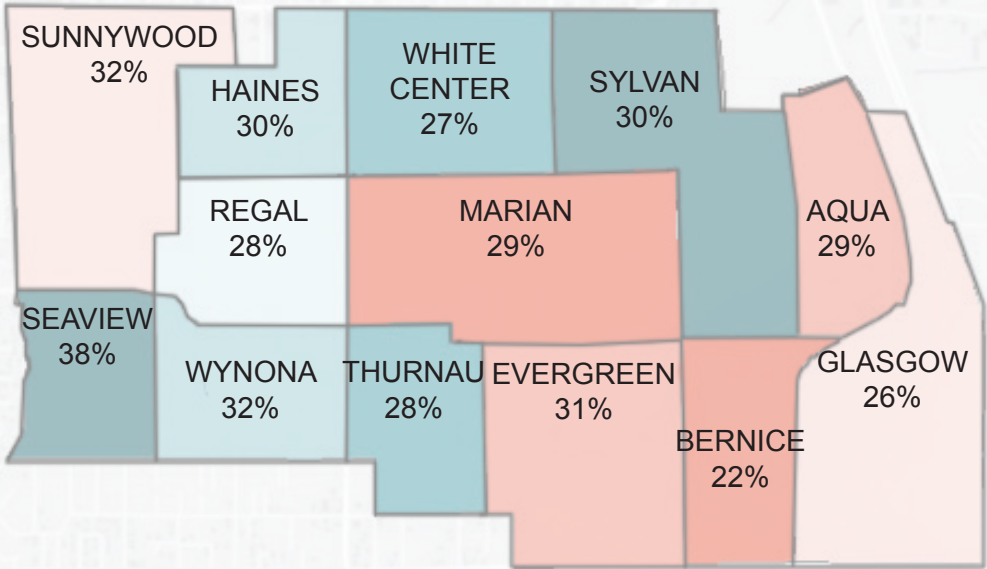
WC community reported top 3 barriers to civic engagement:

- neighbors don't know each other
- language barriers
- not knowing how to register to vote

2017
Voter turnout
for King County
was 43%

"[My vision for White Center] is a place where everyone has opportunity to succeed with housing for people of all incomes and continued diversity in business district"

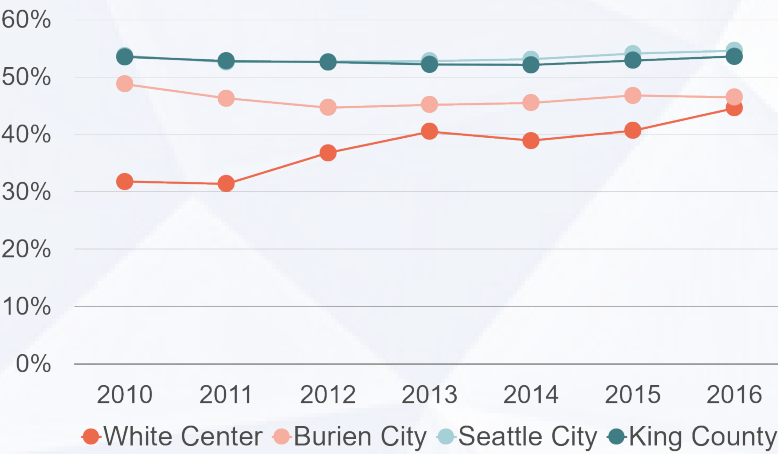
2017 VOTER TURNOUT IN WC BY PRECINCT



COMMUNITY CONNECTION

HOUSING

% ESTIMATES OF RENTERS PAYING <30% OF HOUSEHOLD INCOME ON GROSS RENT (2010-2016)



WC Housing Estimates 2016

Number of housing units 5,704
Houses with mortgage 1,708
Renter occupied units 2,899
Median rent \$944

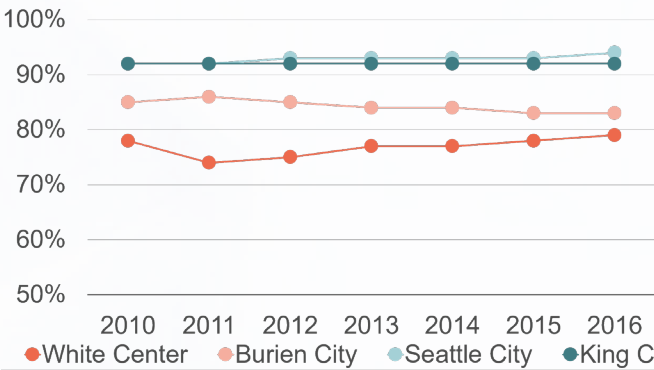
WC community reported top 3 housing challenges:

- cost of mortgage/rent
- homelessness
- cost of home repair

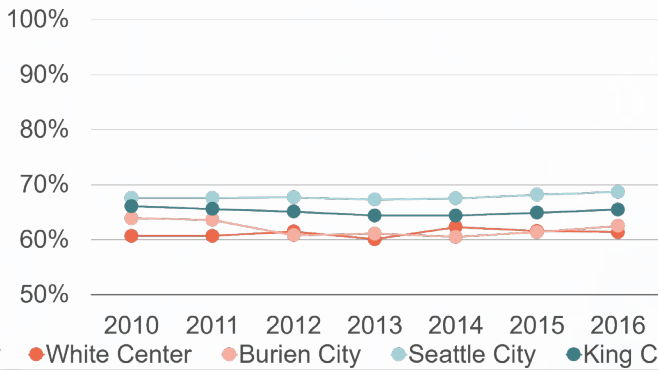
Based on King County Count Us In, 12,112 individuals were experiencing homelessness in King County on January 26, 2018, a 4% increase from 2017. 52% were unsheltered; a majority were people of color.

ECONOMIC OPPORTUNITY

% ESTIMATES OF INDIVIDUALS 25 YEARS OR OLDER WITH HIGH SCHOOL DEGREE OR HIGHER (2010-2016)



% ESTIMATES OF INDIVIDUALS 16 YEARS OR OLDER WITH EMPLOYMENT (2010-2016)



WC community reported top 3 economic challenges:

- not having enough jobs
- jobs don't pay well
- too hard to keep small business running

COMMUNITIES OF OPPORTUNITY INDICATORS

Sources: U.S. Census Bureau, 2010-2016 American Community Survey (factfinder.census.gov); King County Count Us In 2018 Report (allhomekc.org); White Center Community Survey 2017; Health Data Compiled by Communities Count (communitiescount.org); King County Election Results (kingcounty.gov). Accessed and compiled in October 2018.